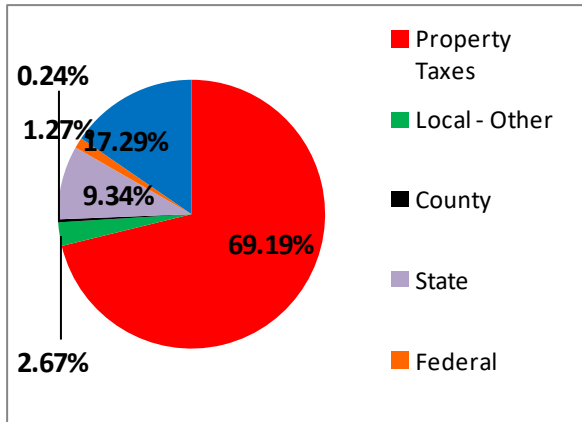


The following information illustrates the budgeted financial information for the District for the 2016-17 school year.

**Where the Money Comes From.....**

Property Taxes	\$2,898,494	69.19%
Local—Other	\$112,000	2.67%
County	\$10,000	.24%
State	\$391,421	9.34%
Federal	\$53,000	1.27%
Fund Balance	<u>\$724,410</u>	<u>17.29%</u>
<b>TOTALS</b>	<b>\$4,189,325</b>	<b>100%</b>

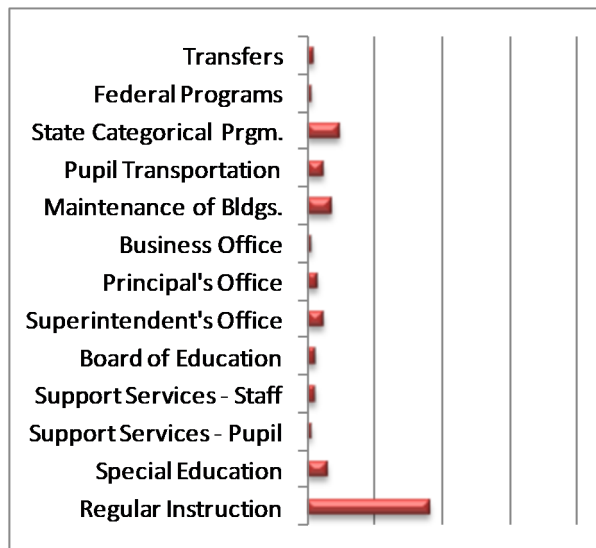


*Go Coyotes!!*

The following information illustrates the budgeted financial information for the District for the 2016-17 school year.

**Where the Money Goes.....**


Regular Instruction	\$1,970,175	47.03%
Special Education	\$353,400	8.44%
Support Services—Pupil	\$62,850	1.50%
Support Services—Staff	\$103,450	2.47%
Board of Education	\$108,000	2.58%
Superintendent’s Office	\$190,650	4.55%
Principal’s Office	\$164,950	3.94%
Business Office	\$45,850	1.09%
Maintenance of the Bldgs.	\$375,900	8.97%
Pupil Transportation	\$214,100	5.11%
State Categorical Prgm.	\$500,000	11.94%
Transfers	<u>\$100,000</u>	<u>2.39%</u>
<b>TOTALS</b>	<b>\$4,189,325</b>	<b>100%</b>



# Potter-Dix Public Schools

## Annual Report to Patrons

November 2017



The mission of Potter-Dix Schools is to develop productive and responsible citizens.

## General Information

Potter-Dix Public Schools is designated as School District #9, Cheyenne County, Nebraska. It is a Class III school, organized by grades K-6 and 7-12, with a total enrollment of approximately 170 students. The District consists of 512 square miles with a property valuation of \$3. The General Fund levy for 201 is 8 cents, while the levy for the Special Building Fund is cents. The total levy for the District is 8 cents. The District employs two administrators, twenty-three teachers, four cooks, two custodians, four bus drivers, two administrative assistants, and paraeducators.

**Graduation Requirements** for graduation. The following are the credit hours required in the noted curricular areas:

English	40
• Mathematics	30
• Science	30
• Social Science	40
• Career & Technical Education	20
• Physical Education/Health	10
• Fine Arts	10
• Computer	10
• Speech	5
• Personal Finance/Economics	10
• Electives	80

## Extra-Curricular Offerings for Students

Potter-Dix Public Schools offers a wide range of extra-curricular opportunities for our students. For elementary students Destination Imagination, quiz bowl, and Junior Jubilation is offered.

For junior high students extra-curricular offerings include: football, volleyball, boys' basketball, girls' basketball, boys' track & field, girls' track & field, cheerleading, instrumental music, vocal music, Destination Imagination, and quiz bowl.

For high school students extra-curricular offerings include: football, volleyball, boys' basketball, girls' basketball, boys' track & field, girls' track & field, golf, cheerleading, instrumental music, vocal music, one-act play production, speech, Destination Imagination, and quiz bowl.

## School Improvement Goals

- All students will be proficient in reading.
- All students will be proficient in math.

### Class of 2016, Where Did They Go?

- 5—Students who are attending a 4-year college or university
- 7—Students who are attending 2-year college or technical school
- 2—Students who entered the work force or the military

## ACT TEST SCORES

The ACT, a college entrance exam, is NOT a test of general academic achievement, but normed on college bound juniors and seniors participating in a high school college preparatory curriculum (four years of math, science, English, and social studies). The ACT is not a required test but 11 of the 14 Potter-Dix seniors did participate. The state average composite score was 21.4, while the average composite for Potter-Dix students was 20.5.

## POTTER-DIX NeSA INFORMATION

The NeSA (Nebraska State Accountability) is a battery of assessments in reading, writing, math, and science designed to survey a student's general academic achievement. Students in grades 3-8 and 11 are required to take the reading and math assessments. The writing assessment is required of the 4<sup>th</sup>, 8<sup>th</sup>, and 11<sup>th</sup> grades, while grades 5, 8, and 11 are required to take the science assessment. The assessments are based on content standards determined by the Nebraska Department of Education. Scores range from 0 to 200. A student's test score should not be treated as an absolute measure of academic achievement, as many factors enter into student testing.

The percentage of students who met or exceeded the state standards in the writing assessment are: 4<sup>th</sup> grade—77.7%; 8<sup>th</sup> grade—62.5%; and 11<sup>th</sup> grade—78.6%.

The chart below illustrates results from the 2015-16 NeSA reading, math, and science assessment results by grade, subject, and scale score.

Grade	NeSA Reading					NeSA Math					NeSA Science				
	State Score	P-D Score	% below	% met	% exceed	State Score	P-D Score	% below	% met	% exceed	State Score	P-D Score	% below	% met	% exceed
3	120	150	0	23.1	76.9	115	149	0	30.8	69.2					
4	123	145	0	33.3	66.7	112	153	0	25.0	75.0					
5	129	166	0	0	100.0	112	152	0	23.1	76.9	105	145	0.0	38.7	61.5
6	125	128	0	60.0	40.0	112	139	0	60.0	40.0					
7	130	134	7.7	46.2	46.2	108	104	23.1	53.8	15.4					
8	119	143	25.0	0	75.0	105	110	25.0	50.0	25.0	103	129	25.0	25.0	50.0
11	110	105	36.3	54.5	9.1	104	109	9.1	72.7	18.2	102	108	0	81.8	18.2